

LAPALMA® | 2013

Special Edition Class A Gas



MONACO®



TRAVEL IN STYLE IN YOUR HOME AWAY FROM HOME

With 4-color paint, bold graphics and generous chrome accents, the 2013 LaPalma bears the unmistakable exterior styling of a Monaco coach, while the comfortable interiors make it feel like home. Two floorplan options in 30 and 32 ft, a residential kitchen, deluxe bathroom, solar and blackout roller shades and sleeping space for up to 7, make the LaPalma Special Edition the perfect weekend escape.

## KEY FEATURES

### RIDE AND DRIVE

- 362 horsepower, 457 lbs/ft torque Ford Triton V10 engine.
- Ford chassis with standard one-touch hydraulic leveling system
- Ergonomically designed cockpit for unmatched visibility, reach and leg room.

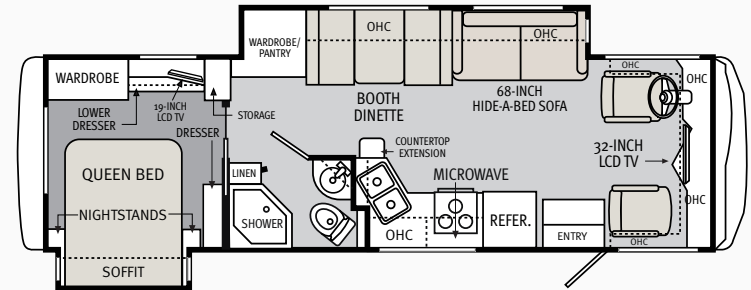
### INTERIOR

- Hardwood slide out fascia, mitered fully glazed cabinet doors with hidden hinges.
- Full width front power shade with pull-down solar/night side shades.
- LCD TV/DVD Player in living room. LCD TV in bedroom with optional DVD player.
- Decorative glass kitchen backsplash. 3-burner cooktop, double door refrigerator, 30" space saver convection microwave.
- Full bath with residential style glass-enclosed shower.
- Queen bed with hardwood headboard and spacious wardrobe.
- Standard hallway bunk beds with individual entertainment system available on 32 SBD.
- Single 13.5M BTU air conditioner with optional dual 13.5 MBTU or optional single 15M BTU with heat pump.

### EXTERIOR

- Service/utility compartment with hot and cold exterior shower in select floorplan. 4-Way fresh water valve.
- Side swing aluminum storage doors with seamless rotocast pass through storage.
- Fiberglass front and rear caps. 4 color paint with film front protection mask for chip prevention. Optional side camera.
- Optional dual pane dark tinted windows. Awnings in metal wrap covers.
- Optional exterior entertainment center.
- Patio awning with integrated LED light bar and metal wrap covers.
- Girard tankless water heater for continuous hot water.

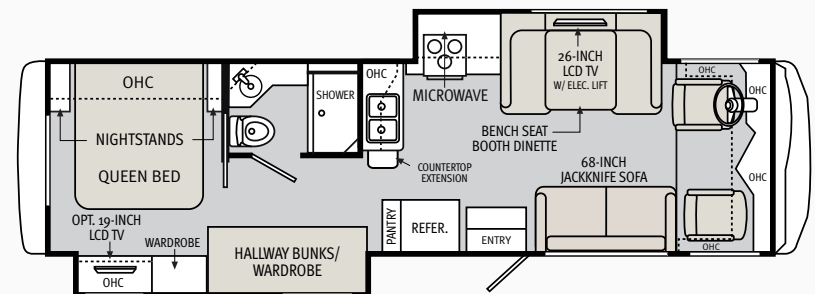
30SBD



- Large living room slide out
- Neo angle shower
- Curbside mega storage
- Side hinge baggage doors

32SBD

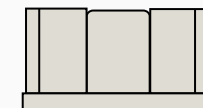
A



- Hallway bunks
- Optional hallway booth dinette
- Electric lift TV in dinette
- Optional exterior TV

### FURNITURE OPTION

BOOTH DINETTE  
w/UPPER BUNK



A



SPECIAL EDITION



SPECIAL EDITION



HILLSIDE CHERRY  
GLAZED

WEIGHTS (Ford Chassis)* (LBS)	30SBD	32SBD
Gross Vehicle Weight Rating	18,000	18,000
Gross Combined Weight Rating	23,000	23,000
Front Gross Axle Weight Rating	7,000	7,000
Rear Gross Axle Weight Rating	12,000	12,000
<b>MEASUREMENTS</b>		
Wheelbase	190"	208"
Overall Length, without Ladder	31'-5"	33'-5"
Overall Height with A/C	12'-3"	12'-3"
Interior Height	80.5"	80.5"
Interior Width	96"	96"
Exterior Width	100.5"	100.5"
<b>TANK CAPACITIES (GAL)**</b>		
Grey Tank	40	40
Black Tank	40	40
Fresh Tank	60	60
LP Tank *** (lbs. / gal.)	68 / 16	68 / 16
Fuel - Ford	80	80

\*Towing capacity is limited by GCWR; your vehicle's towing capacity is the difference between the GCWR and the actual vehicle weight, including all water, fuel, passengers and cargo. Your towed vehicle should be equipped with auxiliary brakes if the weight of the towed vehicle exceeds 1,000 lbs. Consult your owner's manual for further towing information.

\*\*All tank capacities are estimated based upon calculations provided by the tank manufacturers and represent approximate capacities. The actual "usable capacity" may be greater or less than the estimated capacities based upon fabrication and installation of the tanks.

\*\*\*Actual filled LP capacity is 80% of listing due to safety shut-off required on tank.

For more information on standards and options, please go to [www.monacocoach.com](http://www.monacocoach.com)  
 Monaco RV • 606 Nelson's Parkway, Wakarusa IN 46573 • 877 252 4666

## MORE TO STORE.

The Lapalma Special Edition features a large, pass-through storage bay with side-hinged baggage doors.



## AROUND THE CLOCK SERVICE AND SUPPORT.

When you take delivery of your new recreational vehicle, it's just the beginning of our exclusive around-the clock Owner Advantage Program™.

We offer an extensive support program that provides complete roadside assistance and special motor club benefits that follow you wherever your travels take you. We've teamed up with the most trusted RV emergency road service company in the country to give you immediate access to fast, dependable service when and where you need it.

Add our toll-free service appointment assistance, plus a technical assistance hotline, and you have the security of 24-hour, full-time support at your fingertips.

## WARRANTY INFORMATION:

Enjoy your next RV adventure with the peace of mind that comes with a 12 month/24,000 mile basic limited warranty; a 5 year/50,000 mile limited warranty on aluminum or steel frame structure; and a 3 year/50,000 mile limited warranty on the Chassis. Review your coach's limited warranty in full for complete terms and conditions.

## SERVICE AND SUPPORT:

24/7 service and support – Toll-free 877-211-8135